



European  
Commission



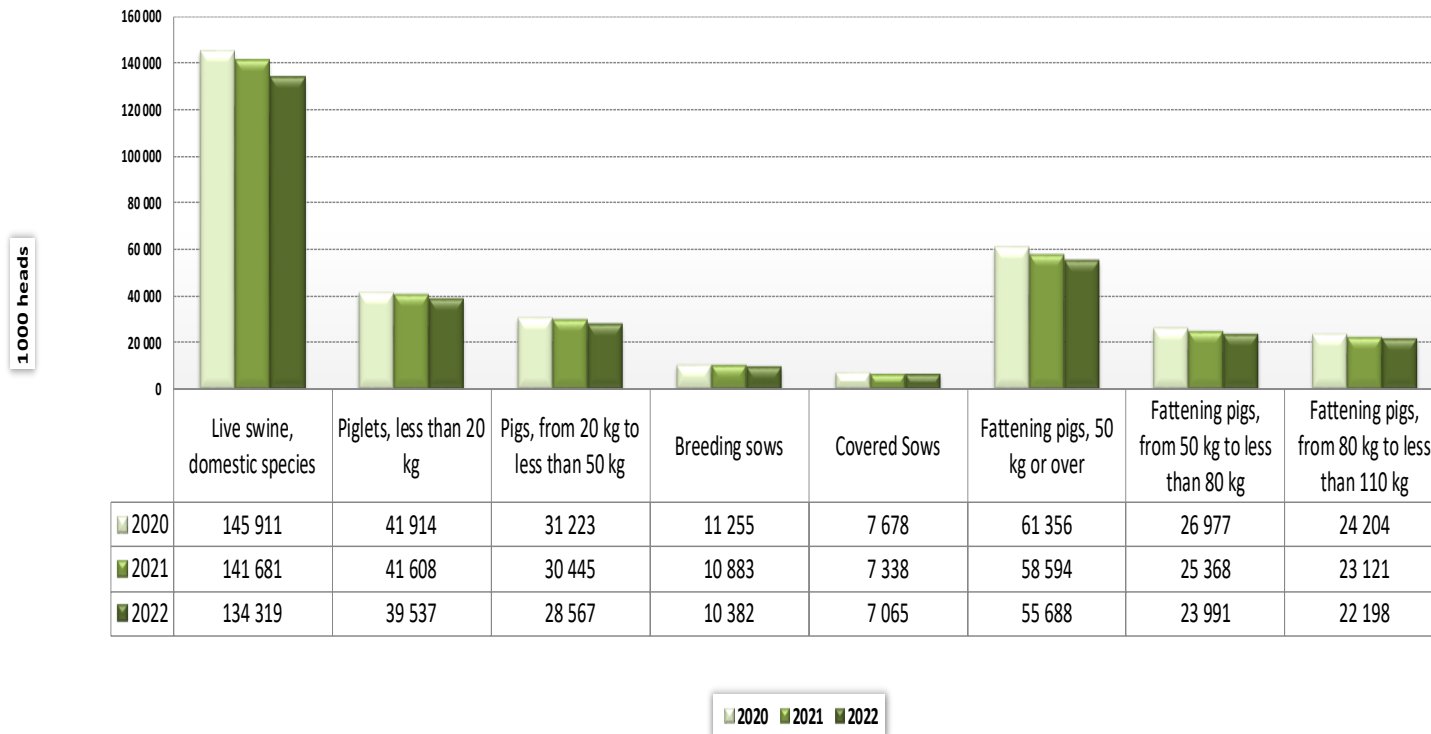
# EL Sealiha turg

29. märts 2023



Euroopa Maaelu Arengu  
Põllumajandusfond:  
Euroopa investeeringud  
maapiirkondadesse

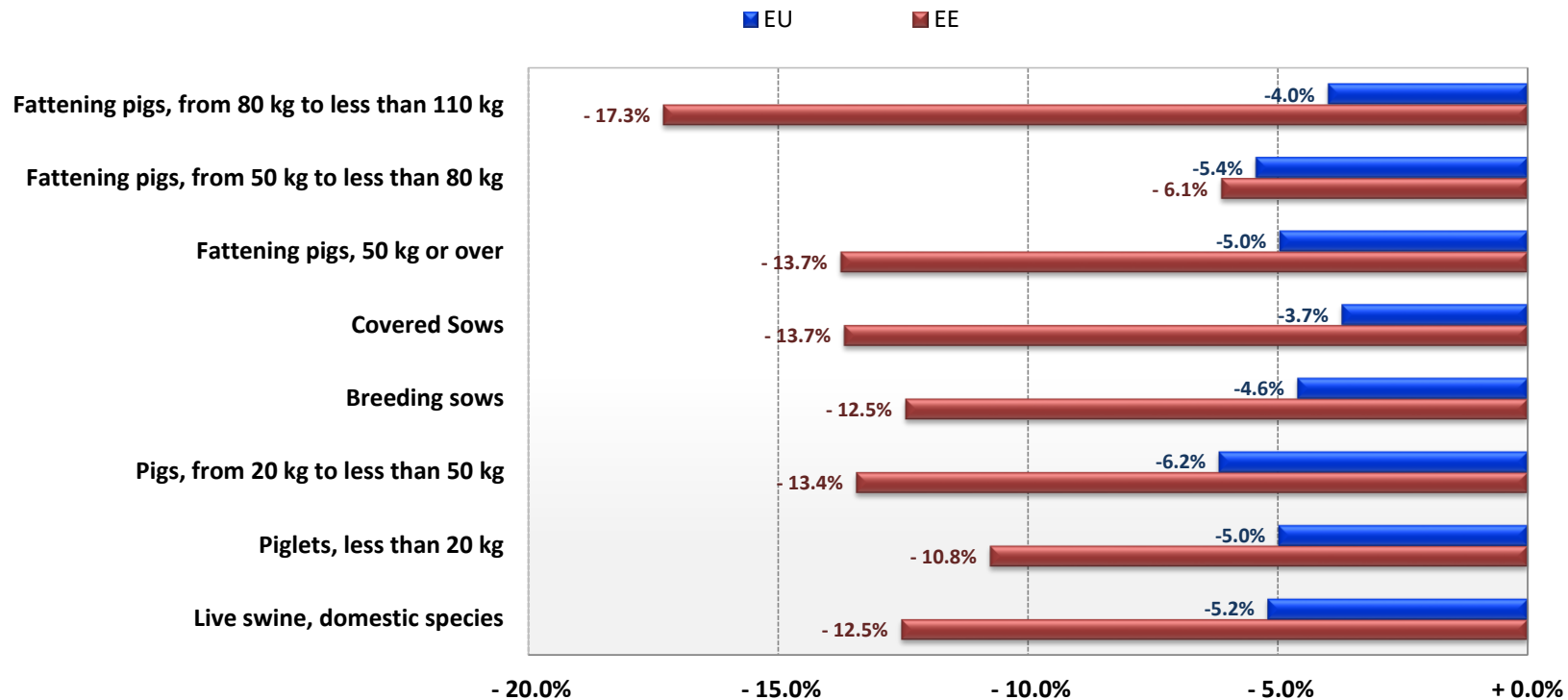
Pig population - Livestock survey December 2022



Source: Eurostat

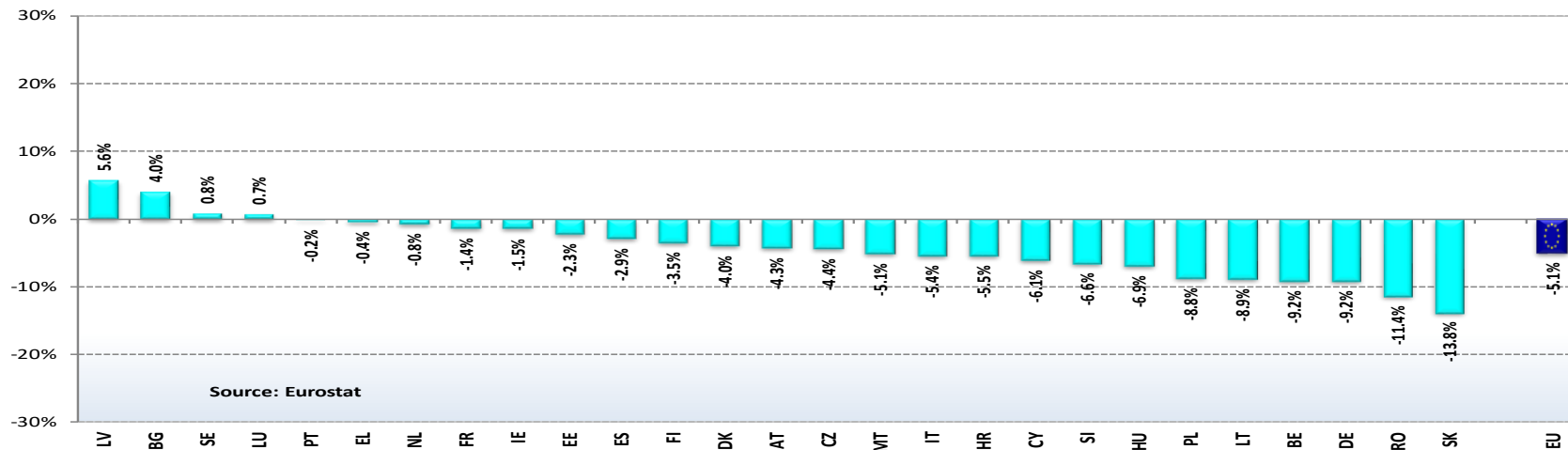
# SIGADE POPULATSIION

Change in pig population - Livestock survey December 2022 compared to December 2021

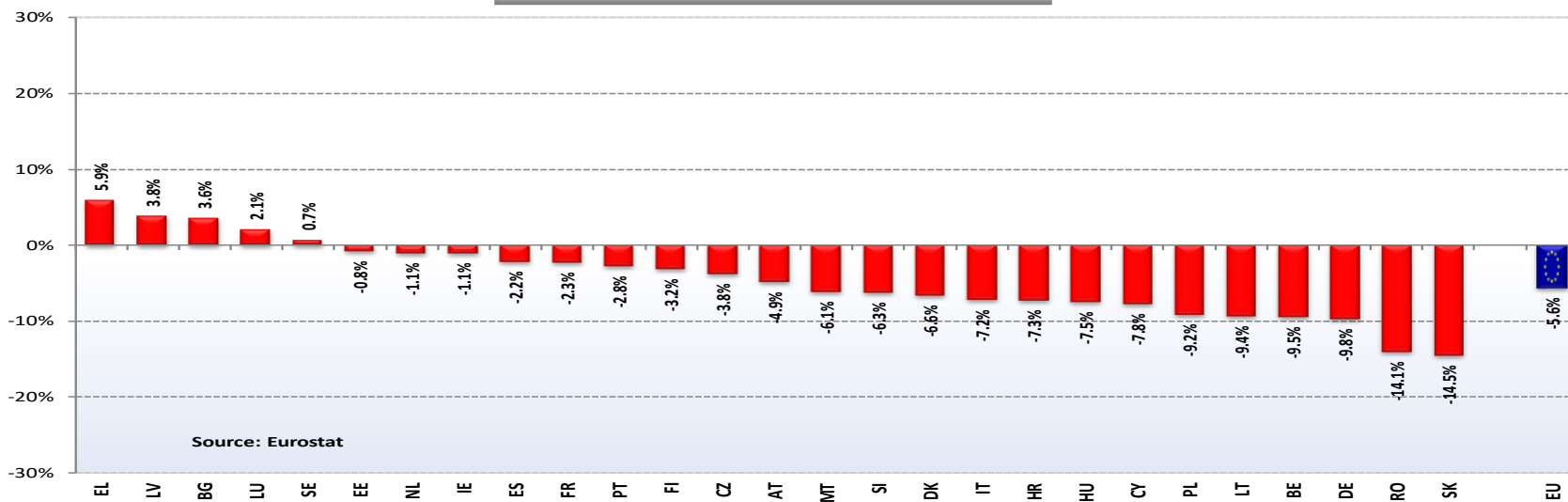


Source: Eurostat

**Change in Pig Slaughter ('000 Heads)  
2022/2021 (up to December)**



**Change in Pig Slaughter ('000 tonnes)  
2022/2021 (up to December)**



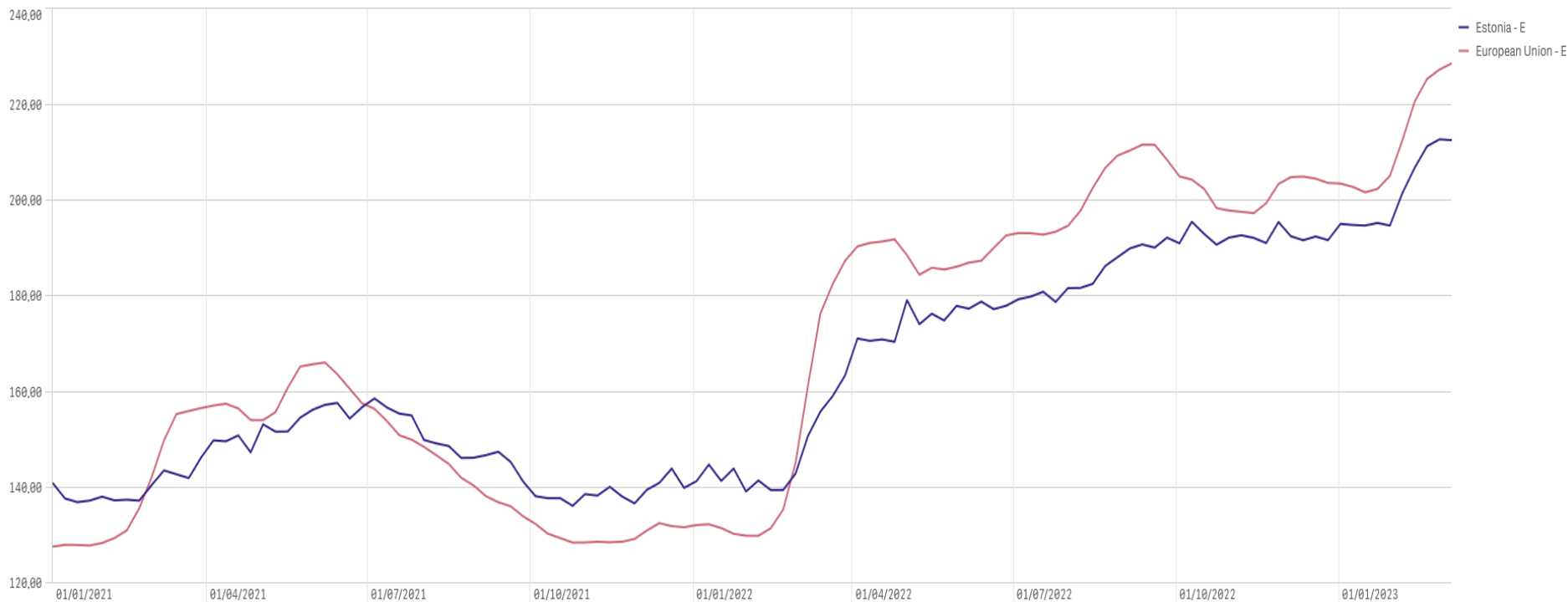
# SIGADE HINNAD

EU Prices		Week 10	Evolution since last week	Evolution since last month	Evolution since last year	
EE Prices						
Class S	234.1	€/100 kg carcass weight	+ 1.1%	+ 8.3%	+ 41.4%	
	215.8		- 0.5%	+ 5.4%	+ 41.9%	
Class E	228.6		+ 0.6%	+ 7.6%	+ 41.8%	
	212.6		- 0.1%	+ 5.5%	+ 41.0%	
Piglet	83.4		€/head	+ 1.3%	+ 14.5%	+ 79.8%
	42.0			+ 1.1%	- 0.9%	+ 4.1%

# RÜMBA HINNAD

PIG CARCASS > Year: 2021, 2022, 2023 > Class: E > Member State: \*European Union\*

€/100KG ! NB - EU average prices can be based on estimated prices!



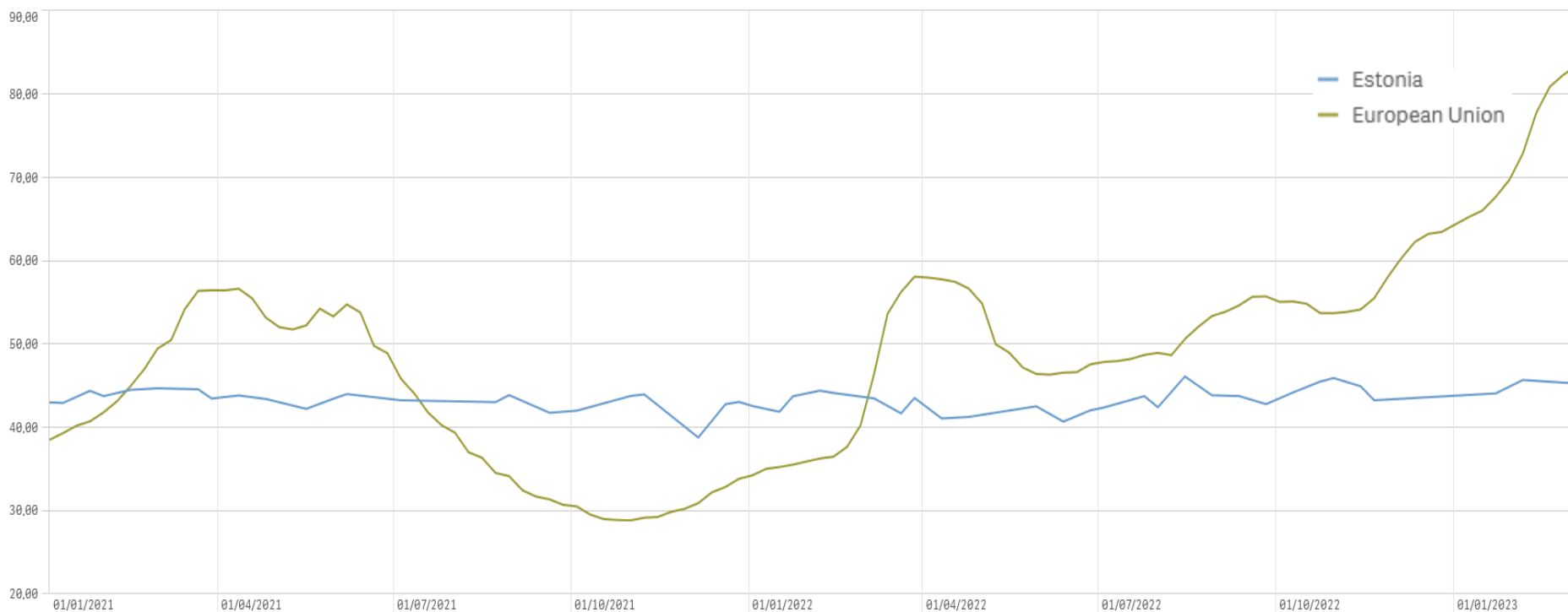
Data Source: DG AGRI [MS notifications]; This chart shows the price development for pig carcass (€/100 kg). For class R pig carcass, notifications are only received from Member States where class R is of economic relevance (heavy pigs for ham production). You can compare prices at EU level and between selected Member States.

# PÕRSASTE HINNAD

MUUTUS

PIGLETS > Year: 2021, 2022, 2023 > Member State: \*European Union\*

€/Head ! NB - EU average prices can be based on estimated prices!

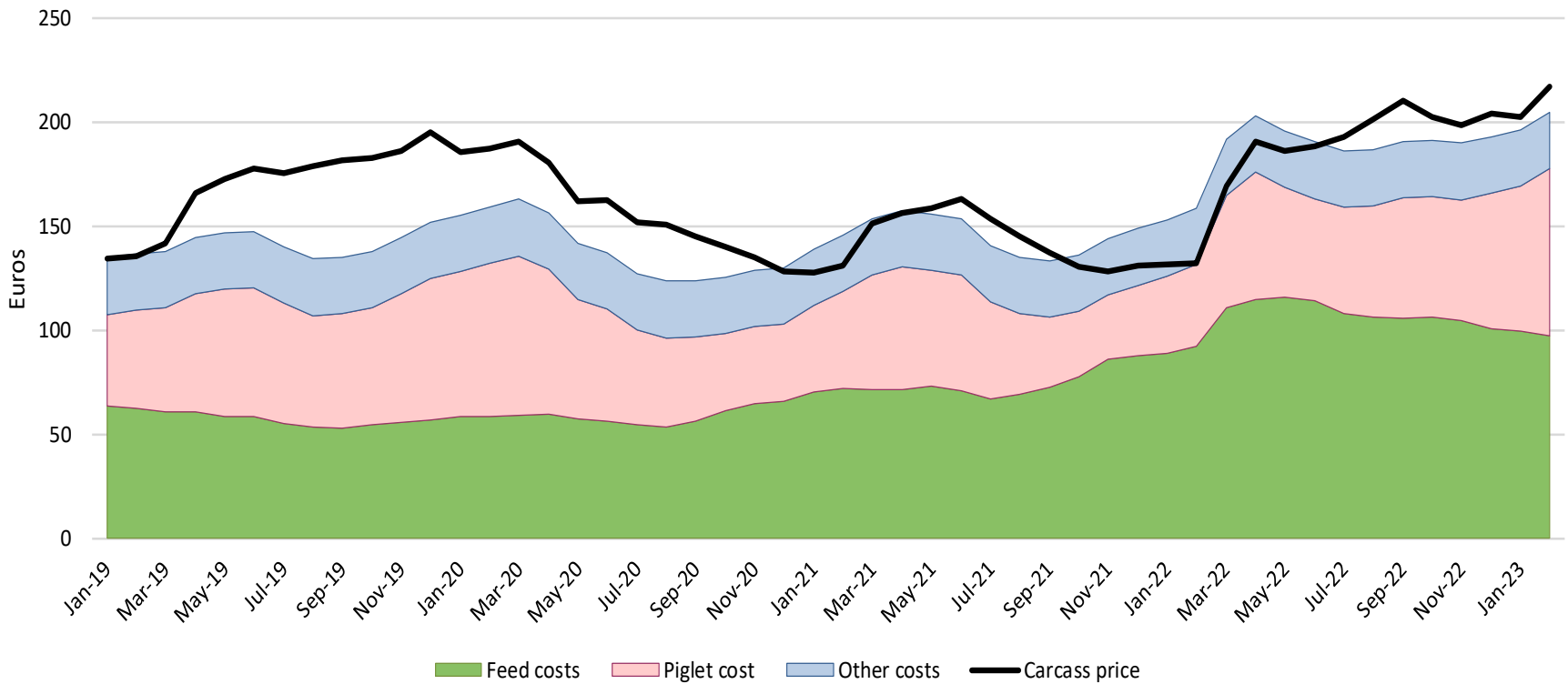


Data Source: DG AGRI [MS notifications]; This chart shows the price development for piglets (€/100 kg). You can compare prices at EU level and between selected Member States. Brexit: EU average prices for any moment in time reflect the composition of the EU at that moment.

# SIGADE JÄÄKTULU

EL MUUTUS

Pig fattening - costs vs. carcass price  
(€ / 100 kg cwe)





**EL eksport valitud Sealiha toodetele:  
Müügi numbrid (COMEXT – rümbamassi tonnid)**

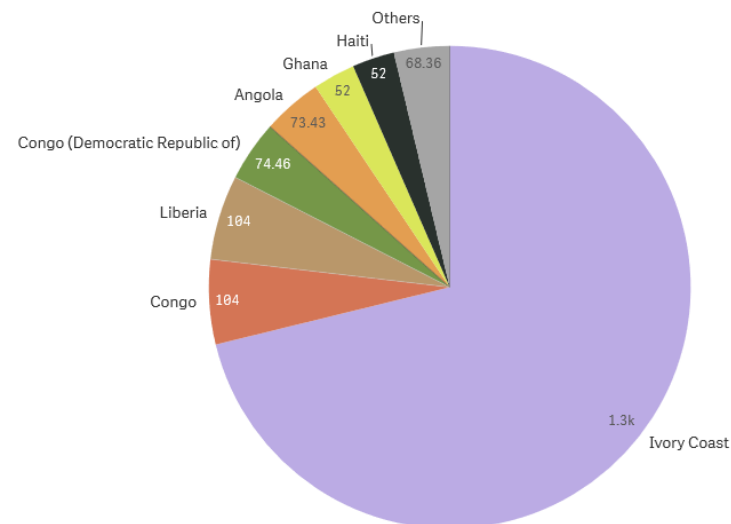
**EU Export of PIGS to Main Partners**

*In Tons of Carcase Weight*

	2020		2021		Jan to Dec 2022		Compared to Jan to Dec 2021
	Tons	% Extra EU	Tons	% Extra EU	Tons	% Extra EU	
China	3 337 529	52.3%	2 574 644	41.5%	1 541 966	29.2%	-40.1%
United Kingdom	963 398	15.1%	921 149	14.9%	864 768	16.4%	-6.1%
Japan	360 071	5.6%	380 327	6.1%	466 564	8.8%	+22.7%
Philippines	152 947	2.4%	350 650	5.7%	422 628	8.0%	+20.5%
South Korea	195 115	3.1%	284 447	4.6%	318 279	6.0%	+11.9%
Australia	83 887	1.3%	133 836	2.2%	159 287	3.0%	+19.0%
USA	104 388	1.6%	144 399	2.3%	135 619	2.6%	-6.1%
Ukraine	82 619	1.3%	95 521	1.5%	103 746	2.0%	+8.6%
Ivory Coast	59 578	0.9%	90 159	1.5%	100 586	1.9%	+11.6%
Vietnam	96 366	1.5%	131 706	2.1%	89 453	1.7%	-32.1%
Serbia	54 453	0.9%	63 389	1.0%	86 513	1.6%	+36.5%
Other Destination	892 697	14.0%	1 029 942	16.6%	983 666	18.7%	-4.5%
Extra-EU	6 383 048		6 200 168		5 273 076		-15.0%
% Change				-2.9%			

### EE eksport valitud Sealiha toodetele: Müügi nubrid (COMEXT – rümbamassi tonnid)

EE exports (tons)	Total 2022
<b>Total Product Groups</b>	<b>1 833</b>
+ Pig offals	<b>1 687</b>
+ Frozen pig meat	<b>121</b>
+ Pig sausages	<b>18</b>
+ Fresh pig meat	<b>3</b>
+ Non-domestic swine preparations, sausages	<b>3</b>
+ Salted, dried, smoked pig meat	<b>1</b>



EE Intra-EU trade	volume (tons)	value (Euro)
export	33 k	82 M
import	39 k	109 M

# Jälgi turgude uuendamist Meat Market Observatory

[http://ec.europa.eu/agriculture/market-observatory/meat/index\\_en.htm](http://ec.europa.eu/agriculture/market-observatory/meat/index_en.htm) > Pigmear

and check the latest data on the Agri-Food Data Portal:

[http://agridata.ec.europa.eu/extensions/DataPortal/agricultural\\_markets.html](http://agridata.ec.europa.eu/extensions/DataPortal/agricultural_markets.html) > Pigmear